

# **“Don’t Pack’em, We already Got’em”**

## **Royal Canadian Lodge**

**We’ve put together the greatest minds in the country to determine what you might need during your stay. In order to prevent you from packing them here’s our list of items you don’t need to pack:**

<b>5 GAS Fireplaces</b>	<b>2-Refrigerators</b>	<b>Pet Kennel</b>
<b>1 Wood Fireplace</b>	<b>Cooking Utensils</b>	<b>Linens</b>
<b>Wood (1 small bundle)</b>	<b>Bake ware</b>	<b>Pillows</b>
<b>Phone (free US calls)</b>	<b>Pots and pans</b>	<b>Some toilet tissue</b>
<b>Cable TV in all rooms</b>	<b>2 Coffee makers</b>	<b>Dishes/cups/glasses</b>
<b>High speed wireless</b>	<b>Coffee filters</b>	<b>One roll paper towels</b>
<b>Internet</b>	<b>Cork screw</b>	<b>2 Washers and dryers</b>
<b>CD/DVD player</b>	<b>Bottle opener</b>	<b>Jetted tub</b>
<b>2 Full Kitchens</b>	<b>2 Blenders</b>	<b>Gas Grill ( 1 propane tank supplied)</b>
<b>2 Microwaves</b>	<b>Hand Mixer</b>	
<b>2 Dishwashers</b>	<b>2 Toasters</b>	

**Things you might want to pick up or bring are more rolls of paper towels, tissue, toilet paper, air freshener, food, some cleaning supplies, flashlights, Binoculars, coffee, condiments like ketchup, salt and pepper, other spices and cooking supplies, extra trash bags, plastic storage bags and personal supplies, etc....**

**\*\*WHISTLES\*\* This is a great way to keep the kids close by. Give the kids one and keep one with an Adult. Kids can blow it if they need an Adult and you have one to call them back into the house!**







**We try to keep this list updated, so if you think we need to add something or if you don’t see something in the house on this list, please advise us right away. We are always trying to improve on making your vacation as perfect and as enjoyable as we can!**

## TRASH DROP OFF LOCATIONS

It is very important that everyone takes extra care with their trash! Please be sure to tie/bundle your bags of trash to prevent animals getting into it and not only making a BIG mess, but they can get very sick and in some cases die.

Trash receptacles are provided. However, if you exceed the amount of trash that the cans can hold, it is your responsibility to dispose of excess. Below are directions and a map of the nearest Big Bear Clean Site Trash Center. Big Bear Homeowners pay a trash service fee for drop off locations, please be sure to use them.

**Our Property Site Manager will dispose of excess trash which will not fit into the cans, however there is an additional fee of \$ 25.00.**

	<b>1:</b>	Start out going SOUTH on MOUND ST	0.2 miles
	<b>2:</b>	Turn RIGHT onto CA-38 / W NORTH SHORE DR.	1.6 miles
	<b>3:</b>	Turn LEFT onto STANFIELD CUTOFF.	0.4 miles
	<b>4:</b>	Turn RIGHT onto BIG BEAR BLVD / CA-18.	0.8 miles
	<b>5:</b>	Turn RIGHT onto GARSTIN DR.	0.2 miles
	<b>6:</b>	End at <b>41974 Garstin Dr</b> Big Bear Lake, CA 92315, US	

